

DO NOT SCALE

LEGEND

- PROPOSED DCO ORDER LIMITS
- GAS PIPELINE ALIGNMENT
- GAS AGI SURFACE WATER DRAIN

POWER STATION SITE

ITEM	DESCRIPTION
1	GAS TURBINE BUILDING
2	BYPASS STACK
3	HRSG BUILDING AND MAIN STACK
4	TRANSFORMER AREA
5	POWER CONTROL CENTRES
6	FEEDWATER PUMPHOUSE
7	FUEL GAS STATION
8	MAIN PIPE RACK
9	GAS RECEIVING FACILITY
10	GAS COMPRESSOR BUILDING
11	GAS INSULATED SWITCH GEAR
12	SLUDGE LAGOONS
13	BATTERY ENERGY STORAGE FACILITY
14	TURBINE OUTAGE STORE (TOS) BUILDING
15	CONNECTION POINT TO 400KV SUBSTATION FOR NEW UNITS CABLE SEALING END
16	COMPOUND AND OVERHEAD CONDUCTORS
17	FLOOD MITIGATION CHANNEL

GAS ABOVE GROUND INSTALLATION (AGI)

ITEM	DESCRIPTION
18	AGI (MINIMUM OFFTAKE CONNECTION) (NATIONAL GRID)
19	AGI (DRAX FACILITY)

TRAFFIC MANAGEMENT

ITEM	DESCRIPTION
20	TEMPORARY PASSING PLACE FOR GAS AGI CONSTRUCTION TRAFFIC

Infrastructure Planning (Applications: Prescribed Forms and Procedure) Regulations 2009 - Regulation 5(2) (a)

ID	DATE	BY	DESCRIPTION	CHK	APP
01	25/10/2018	SP	Final Issue Submitted for Examination/Deadline 2	RM	BS
02	29/06/2018	SPS	Second Issue to include comments prior to examination	RM	BS
01	27/04/2018	SPS	Final Issue	RM	BS

STATUS: SUBMISSION FOR REFERENCE

Westbrook Mills, Borough Road, Godalming, GU7 2AZ, UK
T: +44 (0) 1483 528 400, F: +44 (0) 1483 528 889
wsp.com

PROJECT: The Drax Power (Generating Stations) Order

TITLE: Application Document Reference 2.5A
Two Unit Option
Indicative Plant Layout
Key Plan - Sheet 1 of 9

SCALE: 1:5000	DRAWN: R. MUMKIN	APPROVED: B. SIBTHORP
PROJECT: 70037047	DESIGNED: B. SIBTHORP	DATE: 25/10/2018

70037047-2.5A-IPL - SHEET 1 03

© WSP UK Ltd

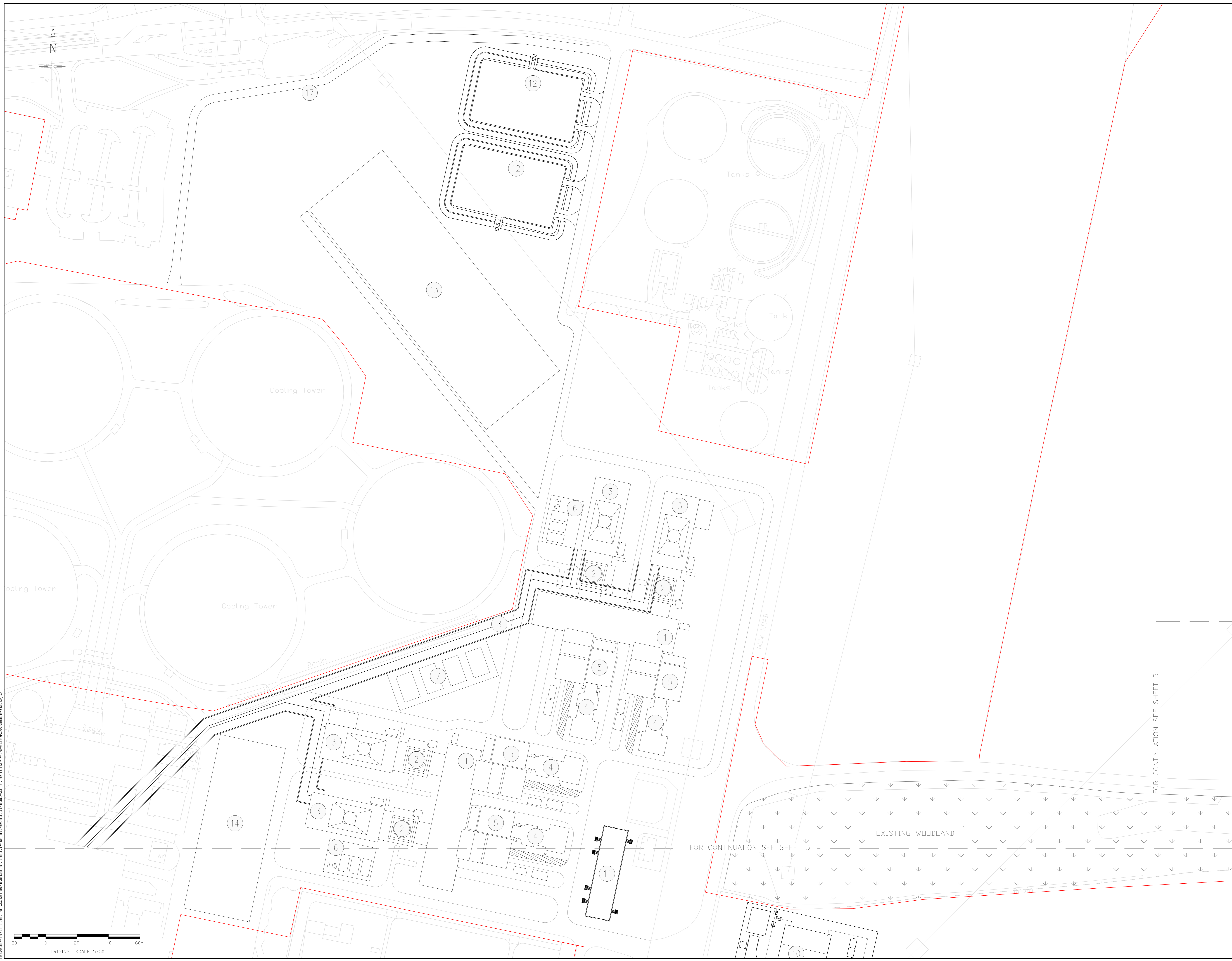
Review to response to consultation, dated 06/12/2018, in accordance with the Infrastructure Planning (Applications: Prescribed Forms and Procedure) Regulations 2009 - Regulation 5(2) (a)

DO NOT SCALE

LEGEND
— PROPOSED DCO ORDER LIMITS

POWER STATION SITE

ITEM	DESCRIPTION
1	GAS TURBINE BUILDING
2	BYPASS STACK
3	HRSG BUILDING AND MAIN STACK
4	TRANSFORMER AREA
5	POWER CONTROL CENTRES
6	FEEDWATER PUMPHOUSE
7	FUEL GAS STATION
8	MAIN PIPE RACK
9	GAS RECEIVING FACILITY
10	GAS COMPRESSOR BUILDING
11	GAS INSULATED SWITCH GEAR
12	SLUDGE LAGOONS
13	BATTERY ENERGY STORAGE FACILITY
14	TURBINE OUTAGE STORE (TOS) BUILDING
15	CONNECTION POINT TO 400KV SUBSTATION FOR NEW UNITS CABLE SEALING END
16	COMPOUND AND OVERHEAD CONDUCTORS
17	FLOOD MITIGATION CHANNEL



Infrastructure Planning (Applications: Prescribed Forms and Procedure) Regulations 2009 - Regulation 5(2) (e)

ID	DATE	BY	DESCRIPTION	CHK	APP
01	25/06/2018	SPS	Second issue to include comments prior to submission	RM	BS
02	27/06/2018	SPS	Final issue	RM	BS

SUBMISSION FOR REFERENCE



Westbrook Mills, Borough Road, Godalming, GU7 2AZ, UK
T: +44 (0) 1483 520 400, F: +44 (0) 1483 520 999
wsp.com



The Drax Power (Generating Stations) Order

Application Document Reference 2.5A
Two Unit Option
Indicative Plant Layout
- North of Site - Sheet 2 of 9

SCALE: 1:750	DRAWN: R.MAKIN	APPROVED: B.SIBTHORP
PROJECT: 70037047	DESIGNED: B.SIBTHORP	DATE: 28/06/2018

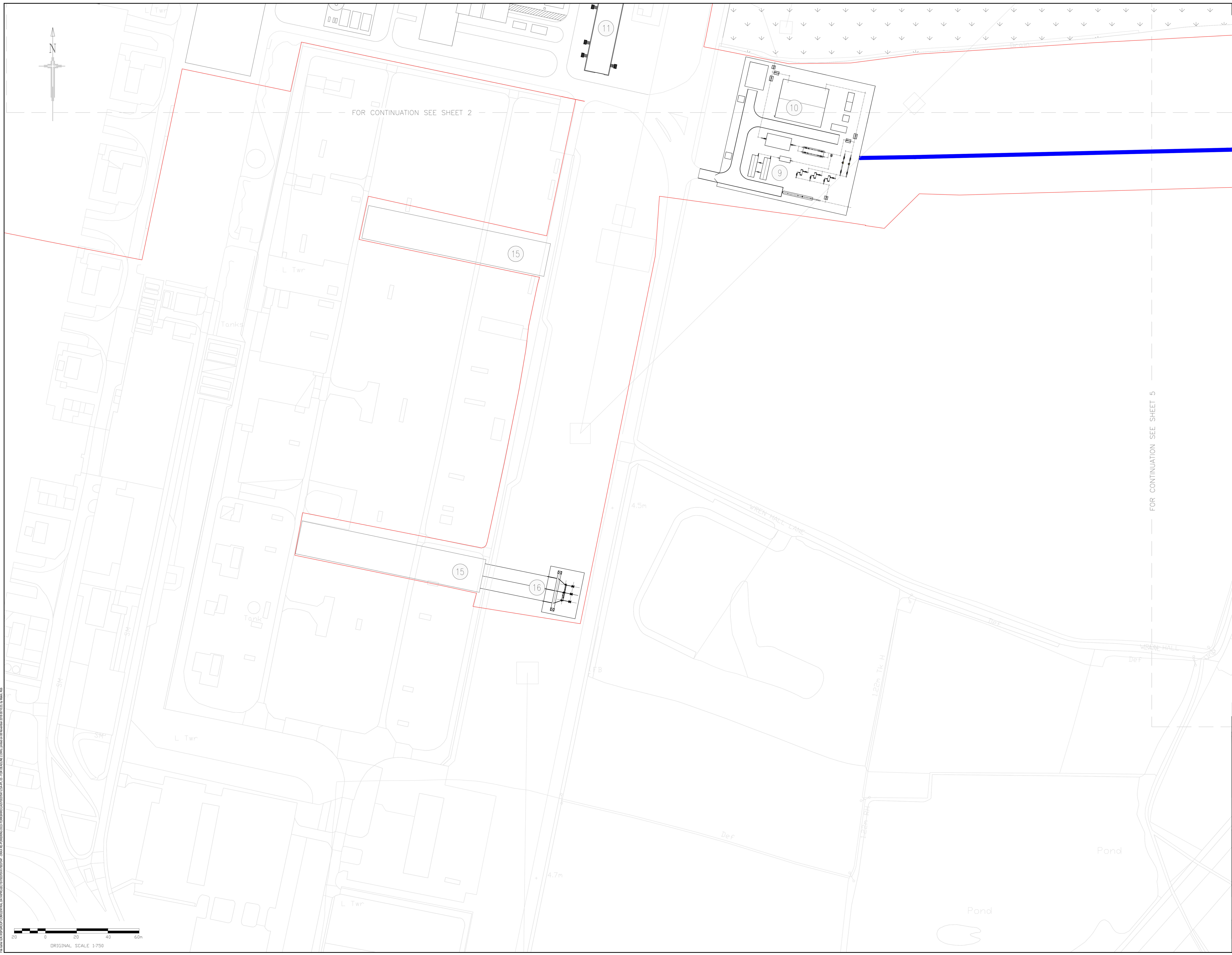
70037047-2.5A-IPL - SHEET 2 02

© WSP UK Ltd

FOR CONTINUATION SEE SHEET 5

FOR CONTINUATION SEE SHEET 3

DATE: 28/06/2018 10:58:30 AM; USER: B.SIBTHORP; PROJECT: 70037047; SHEET: 70037047-2.5A-IPL - SHEET 2 OF 9



FOR CONTINUATION SEE SHEET 2

FOR CONTINUATION SEE SHEET 5

DO NOT SCALE

- LEGEND
- PROPOSED DCO ORDER LIMITS
 - GAS PIPELINE ALIGNMENT

POWER STATION SITE

ITEM	DESCRIPTION
1	GAS TURBINE BUILDING
2	BYPASS STACK
3	HRSG BUILDING AND MAIN STACK
4	TRANSFORMER AREA
5	POWER CONTROL CENTRES
6	FEEDWATER PUMPHOUSE
7	FUEL GAS STATION
8	MAIN PIPE RACK
9	GAS RECEIVING FACILITY
10	GAS COMPRESSOR BUILDING
11	GAS INSULATED SWITCH GEAR
12	SLUDGE LAGOONS
13	BATTERY ENERGY STORAGE FACILITY
14	TURBINE OUTAGE STORE (TOS) BUILDING
15	CONNECTION POINT TO 400KV SUBSTATION FOR NEW UNITS CABLE SEALING END
16	COMPOUND AND OVERHEAD CONDUCTORS
17	FLOOD MITIGATION CHANNEL

Infrastructure Planning (Applications: Prescribed Forms and Procedure) Regulations 2009 - Regulation 5(2) (a)

REV	DATE	BY	DESCRIPTION	CHK	APP
01	27/04/2018	SPS	Final Issue	RM	BS

CREATING STATUS: SUBMISSION FOR REFERENCE

Westbrook Mills, Borough Road, Godalming, GU7 2AZ, UK
T: +44 (0) 1483 520 400, F: +44 (0) 1483 520 889
wsp.com

CLIENT: The Drax Power (Generating Stations) Order

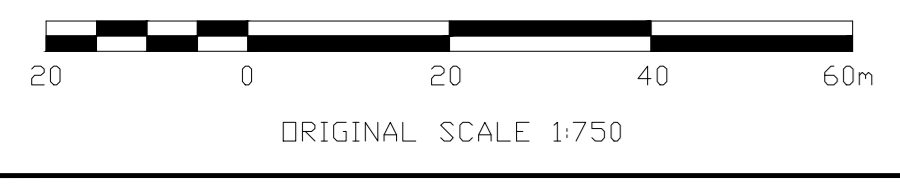
PROJECT: Application Document Reference 2.5A
Two Unit Option
Indicative Plant Layout
- Centre of Site - Sheet 3 of 9

SCALE	DRAWN	CHECKED	APPROVED
1:750	R.MAKIN	R.MAKIN	B.SIBTHORP
PROJECT NO:	DESIGNED BY:	DRAWN BY:	DATE:
70037047	B.SIBTHORP	S.SPINKS	27/04/2018

70037047-2.5A-IPL - SHEET 3 01

© WSP UK Ltd

B:\Projects\70037047\2.5A-IPL\Drawings\2.5A-IPL-Sheet 3 of 9.dwg, 27/04/2018 14:52:00, User: R.Makin, Plot: 70037047-2.5A-IPL-Sheet 3 of 9.dwg



SITE RECONFIGURATION
WORKS NO LONGER PART OF
PROPOSED SCHEME. DETAIL
REMOVED FROM SHEET

Infrastructure Planning (Applications: Prescribed Forms and Procedure) Regulations 2009 - Regulation 5(2) (a)

ID	25/10/2018	AP	Detail Revised Prior to Examination	RM	BS
REV	25/04/2018	SPS	First Issue	RM	BS
REV	DATE	BY	DESCRIPTION	CHK	APP

DRAWING STATUS: SUBMISSION FOR REFERENCE



Westbrook Mills, Borough Road, Godalming, GU7 2AZ, UK
T: +44 (0) 1483 520 400, F: +44 (0) 1483 520 889
wsp.com



PROJECT: The Drax Power (Generating Stations) Order

TITLE: Application Document Reference 2.5A
Two Unit Option
Indicative Plant Layout
- South of Site - Sheet 4 of 9


SCALE @ A0:	1:750	CHECKED:	R. MCKIN	APPROVED:	B. SIBTHORP
PROJECT NO:	70037047	DESIGNED:	B. SIBTHORP	DATE:	25/10/2018
DRAWN BY:		DRAWN:	S. SPINKS	REV:	

70037047-2.5A-IPL - SHEET 4 02

04/10/2018 10:00:00 AM C:\Users\james\Documents\70037047\2.5A-IPL - SHEET 4.dwg

DO NOT SCALE

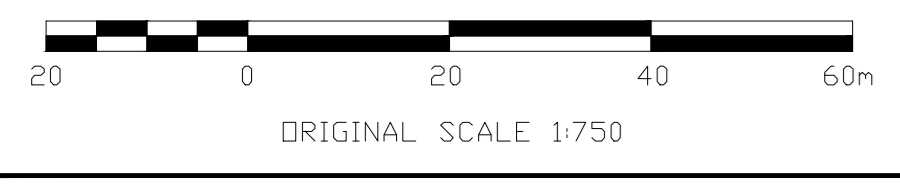
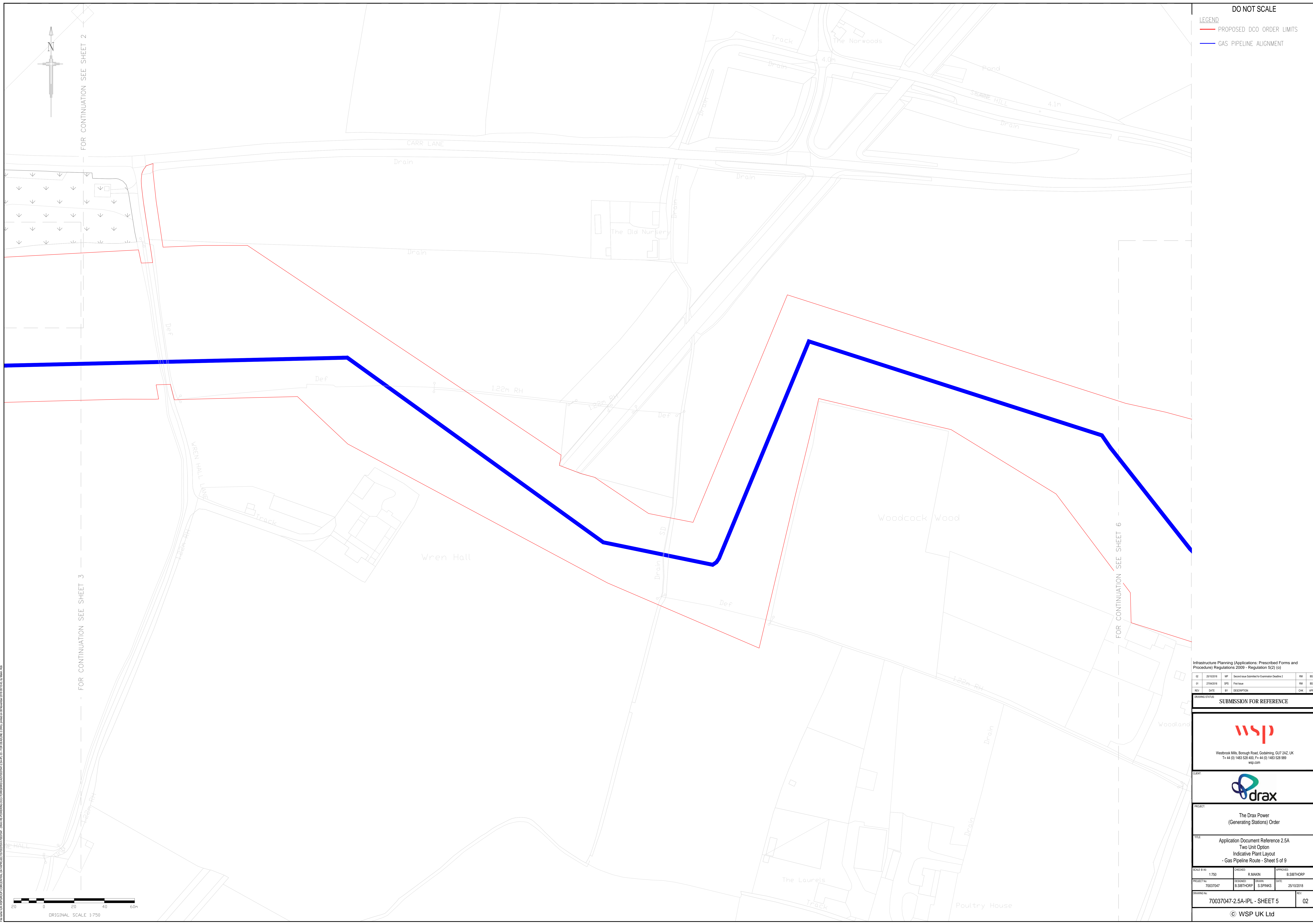
LEGEND
— PROPOSED DCO ORDER LIMITS
— GAS PIPELINE ALIGNMENT



FOR CONTINUATION SEE SHEET 2

FOR CONTINUATION SEE SHEET 3

FOR CONTINUATION SEE SHEET 6



Infrastructure Planning (Applications: Prescribed Forms and Procedure) Regulations 2009 - Regulation 5(2) (a)

REV	DATE	BY	DESCRIPTION	CHK	APP
R1	25/10/2018	SPS	First Issue	RM	BS

DRAWING STATUS: SUBMISSION FOR REFERENCE



Westbrook Mills, Borough Road, Godalming, GU7 2AZ, UK
T: +44 (0) 1483 520 400, F: +44 (0) 1483 520 889
wsp.com



PROJECT: The Drax Power (Generating Stations) Order

TITLE: Application Document Reference 2.5A
Two Unit Option
Indicative Plant Layout
- Gas Pipeline Route - Sheet 5 of 9


SCALE: AS SHOWN	1:750	CHECKED: R. MCKIN	APPROVED: B. SIBTHORP
PROJECT NO:	70037047	DESIGNED BY: B. SIBTHORP	DATE: 25/10/2018

70037047-2.5A-IPL - SHEET 5 02

© WSP UK Ltd

DO NOT SCALE

- LEGEND
- PROPOSED DCO ORDER LIMITS
 - GAS PIPELINE ALIGNMENT



Infrastructure Planning (Applications: Prescribed Forms and Procedure) Regulations 2009 - Regulation 5(2) (a)

REV	DATE	BY	DESCRIPTION	CHK	APP
01	27/04/2018	SPS	Final Issue	RM	BS

SUBMISSION FOR REFERENCE

Westbrook Mills, Borough Road, Godalming, GU7 2AZ, UK
 T: +44 (0) 1483 520 400 F: +44 (0) 1483 520 889
 wsp.com

PROJECT: The Drax Power (Generating Stations) Order

TITLE: Application Document Reference 2.5A
 Two Unit Option
 Indicative Plant Layout
 - Gas Pipeline Route - Sheet 6 of 9

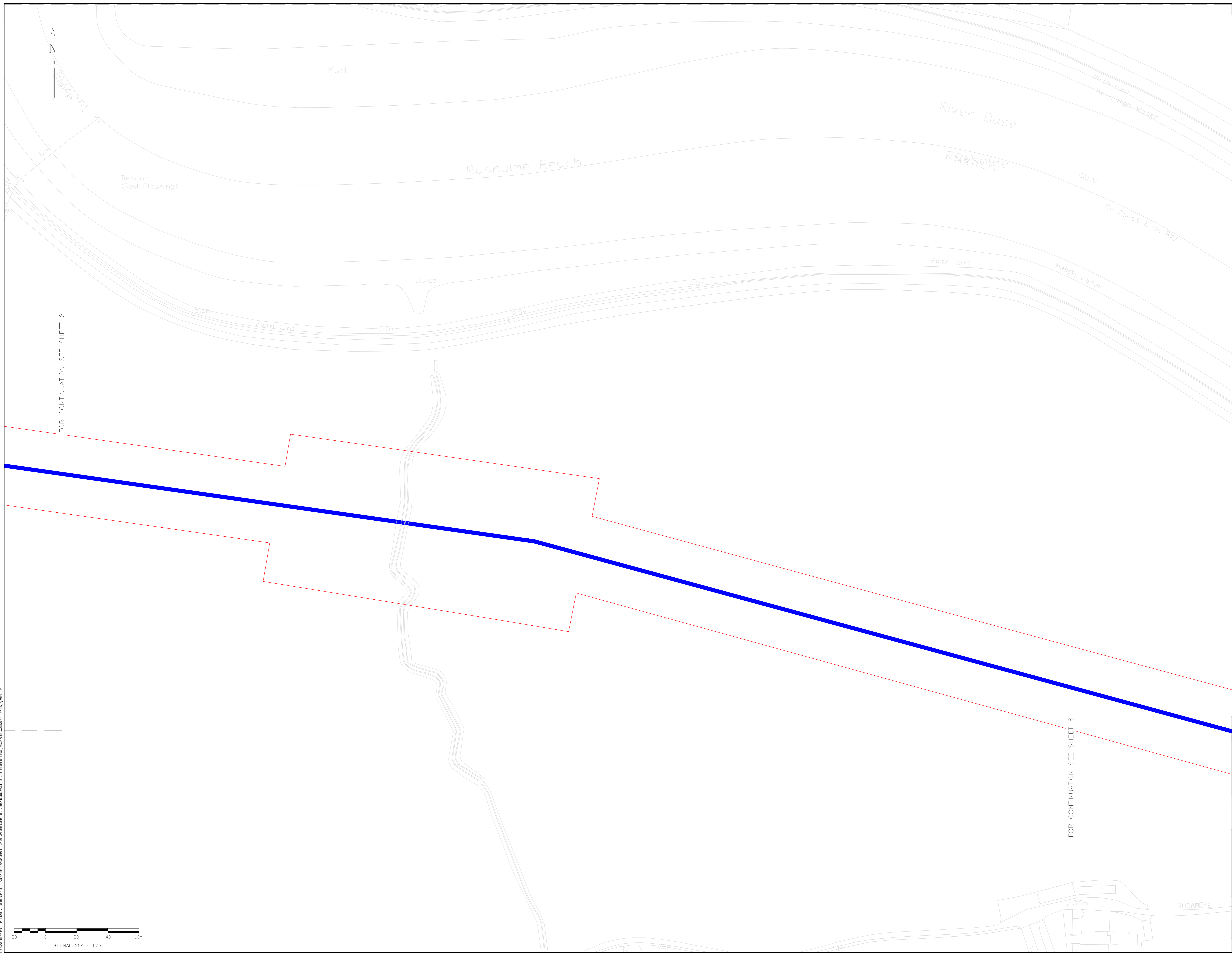
SCALE: A3	1:750	CHECKED:	R. MCKIN	APPROVED:	B. SETHCORP
PROJECT NO:	70037047	DESIGNED:	B. SETHCORP	DATE:	27/04/2018

70037047-2.5A-IPL - SHEET 6 01

© WSP UK Ltd

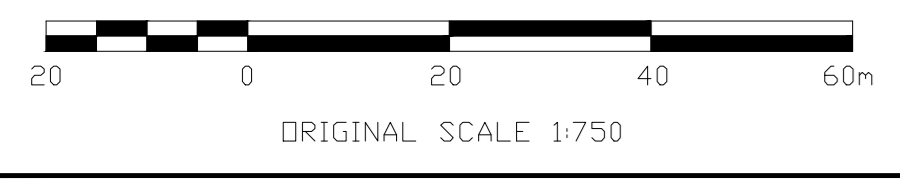
DO NOT SCALE

LEGEND
— PROPOSED DCO ORDER LIMITS
— GAS PIPELINE ALIGNMENT



FOR CONTINUATION SEE SHEET 6


FOR CONTINUATION SEE SHEET 8



Infrastructure Planning (Applications: Prescribed Forms and Procedure) Regulations 2009 - Regulation 5(2) (a)

REV	DATE	BY	DESCRIPTION	CHK	APP
01	27/04/2018	SPS	Final Issue	RM	BS

DRAWING STATUS: SUBMISSION FOR REFERENCE



Westbrook Mills, Borough Road, Godalming, GU7 2AZ, UK
T: +44 (0) 1463 520 400, F: +44 (0) 1463 520 889
wsp.com



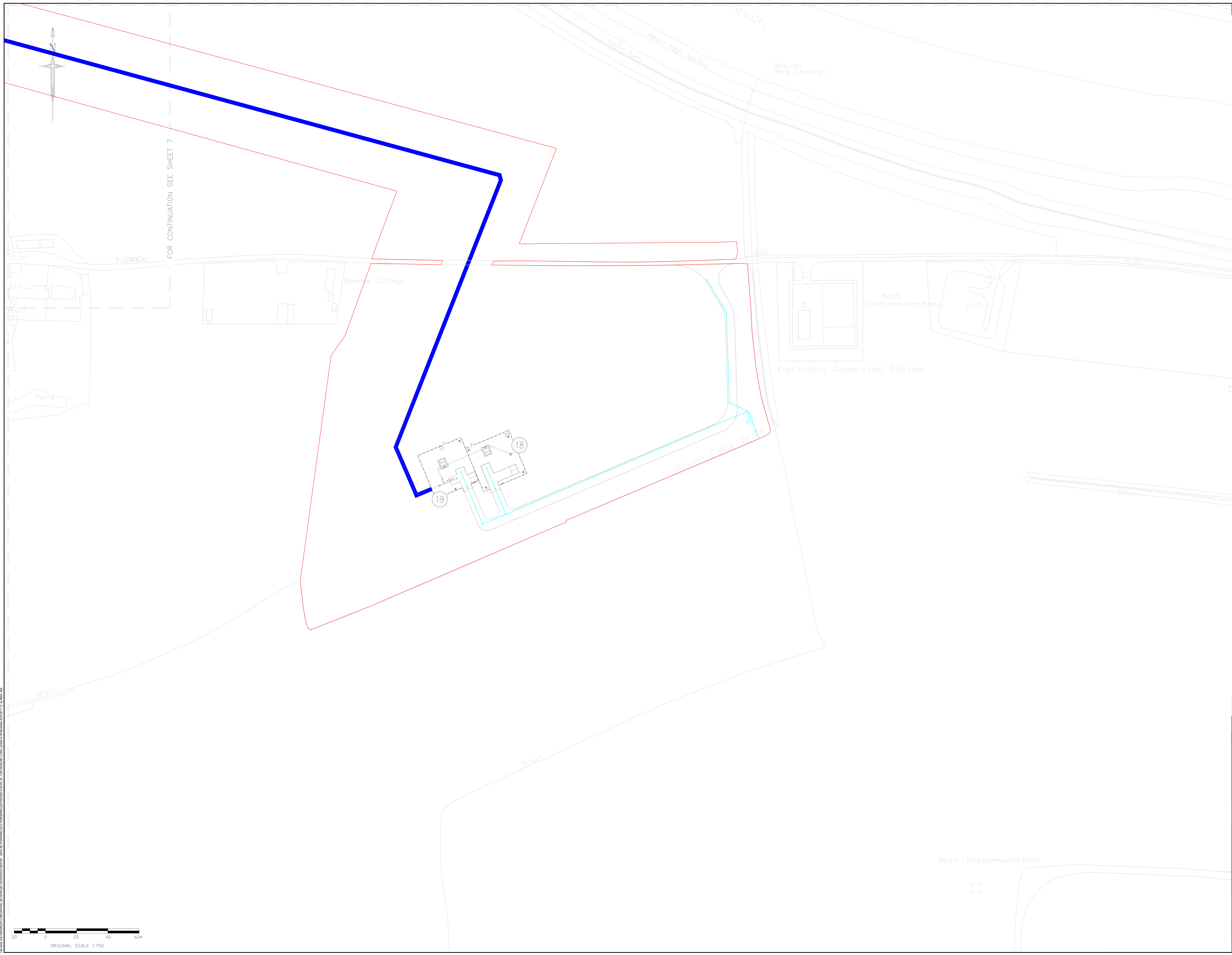
PROJECT: The Drax Power (Generating Stations) Order

TITLE: Application Document Reference 2.5A
Two Unit Option
Indicative Plant Layout
- Gas Pipeline Route - Sheet 7 of 9

SCALE: A3	1:750	CHECKED:	R. MCKIN	APPROVED:	B. SIBTHORP
PROJECT NO:	70037047	DESIGNED:	B. SIBTHORP	DATE:	27/04/2018

70037047-2.5A-IPL - SHEET 7 01

© WSP UK Ltd



DO NOT SCALE

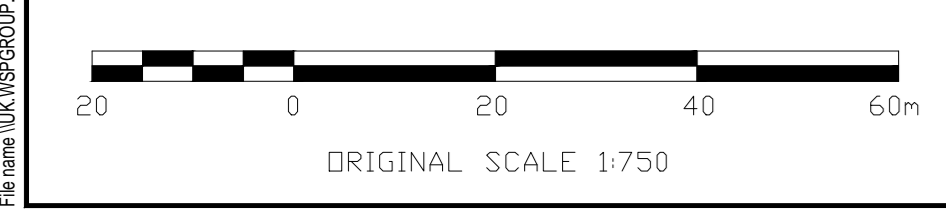
LEGEND

- PROPOSED DCO ORDER LIMITS
- GAS PIPELINE ALIGNMENT
- GAS AGI SURFACE WATER DRAIN

GAS ABOVE GROUND INSTALLATION (AGI)

ITEM	DESCRIPTION
18	AGI (MINIMUM OFFTAKE CONNECTION) (NATIONAL GRID)
19	AGI (DRAX FACILITY)

FOR CONTINUATION SEE SHEET 7



Infrastructure Planning (Applications: Prescribed Forms and Procedure) Regulations 2009 - Regulation 5(2) (a)

REV	DATE	BY	DESCRIPTION	CHK	APP
02	25/10/2018	SP	Second Issue Submitted for Examination Deadline 2	RM	BS
01	27/04/2018	SPS	First Issue	RM	BS


DRAWING STATUS: SUBMISSION FOR REFERENCE

Westbrook Mills, Borough Road, Godalming, GU7 2AZ, UK
T: +44 (0) 1483 520 400, F: +44 (0) 1483 520 889
wsp.com

PROJECT: The Drax Power (Generating Stations) Order
TITLE: Application Document Reference 2.5A
Two Unit Option
Indicative Plant Layout
- Gas Pipeline Route - Sheet 8 of 9

SCALE 8 A3	DRAWN	CHECKED	APPROVED
1:750	B. SITHORP	R. MCKIN	B. SITHORP

PROJECT No: 70037047
DRAWN: B. SITHORP
CHECKED: S. SPINKS
DATE: 25/10/2018
DRAWING No: 70037047-2.5A-IPL - SHEET 8
REV: 02
© WSP UK Ltd



DO NOT SCALE

LEGEND
— PROPOSED DCO ORDER LIMITS

TRAFFIC MANAGEMENT

ITEM	DESCRIPTION
20	TEMPORARY PASSING PLACE FOR GAS AGI CONSTRUCTION TRAFFIC

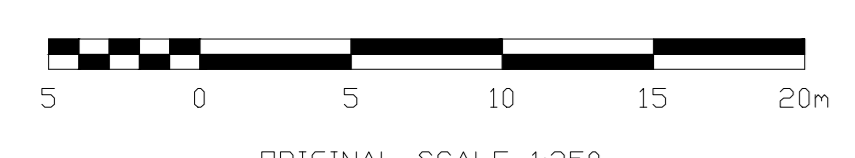
Drain

1.22m RL

4.0m
+

20

Def



ORIGINAL SCALE 1:250

Infrastructure Planning (Applications: Prescribed Forms and Procedure) Regulations 2009 - Regulation 5(2) (a)

REV	DATE	BY	DESCRIPTION	CHK	APP
01	27/04/2018	SPS	Final Issue	RM	BS

DRAWING STATUS: SUBMISSION FOR REFERENCE



Westbrook Mills, Borough Road, Godalming, GU7 2AZ, UK
T: +44 (0) 1463 520 400 F: +44 (0) 1463 520 889
wsp.com



PROJECT: The Drax Power (Generating Stations) Order

TITLE: Application Document Reference 2.5A
Two Unit Option
Indicative Plant Layout
- Passing Place - Sheet 9 of 9

SCALE	DRAWN	CHECKED	APPROVED
1:250	B. SIBTHORP	R. MCKIN	B. SIBTHORP

PROJECT NO.	ISSUED	DATE	REV.
70037047	B. SIBTHORP	S. SPINKS	27/04/2018

DRAWING NO: 70037047-2.5A-IPL - SHEET 9 REV: 01

© WSP UK Ltd